

- Product designed and constructed in Italy
- Portable
- Suitable for corrosive fluids
- Possibility of adjusting the flow rate (in the version with pneumatic motor)
- No mechanical seals
- Easy to disassemble
- Viscosity up to 900 cps
- Max flow rate 90 l/minute



The drum transfer pumps consist of a dip tube, at the end of which the open impeller is fitted. It is secured to the drive shaft, connected to the pump with a ring nut. The operation consists of an impeller integrated with the shaft, connected to the electric or pneumatic motor with a coupling joint. The transfer pumps must be used exclusively vertically and with the pump immersed

in the fluid. Dry-running or the presence of air bubbles could damage the shaft guide internal bushing.

**These portable drum transfer pumps are ideally suited for pumping corrosive fluids and work by being immersed in the liquid.** Their construction shape has been designed to collect any product spillages in the drum.

### TR PUMPS CODES ENCODING

ex. TRPH1200  
TR PP, Hastelloy shaft, dip tube length 1200 mm

TR	P	H	1200
PUMP MODEL	PUMP PUMP	PUMP SHAFT	LENGTH HOSE
TR - Drum transfer	P - Polypropylene F - PVDF A - AISI 316	H - Hastelloy S - AISI 316	0700 - 700 mm * 0900 - 900 mm 1200 - 1200 mm

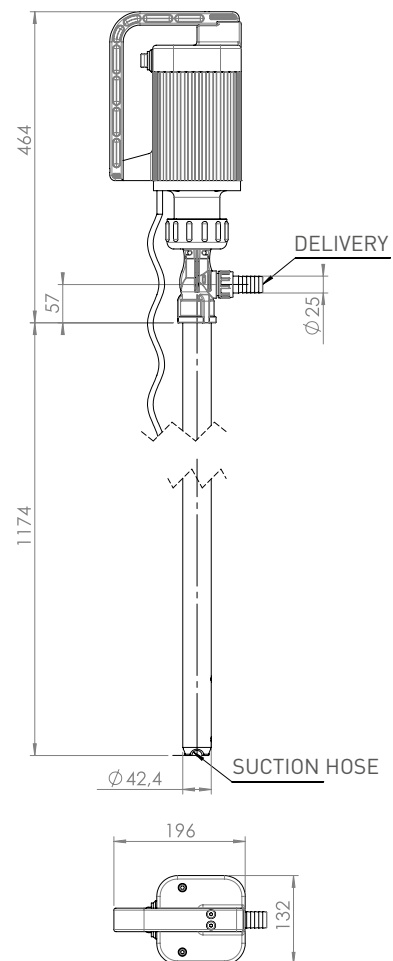
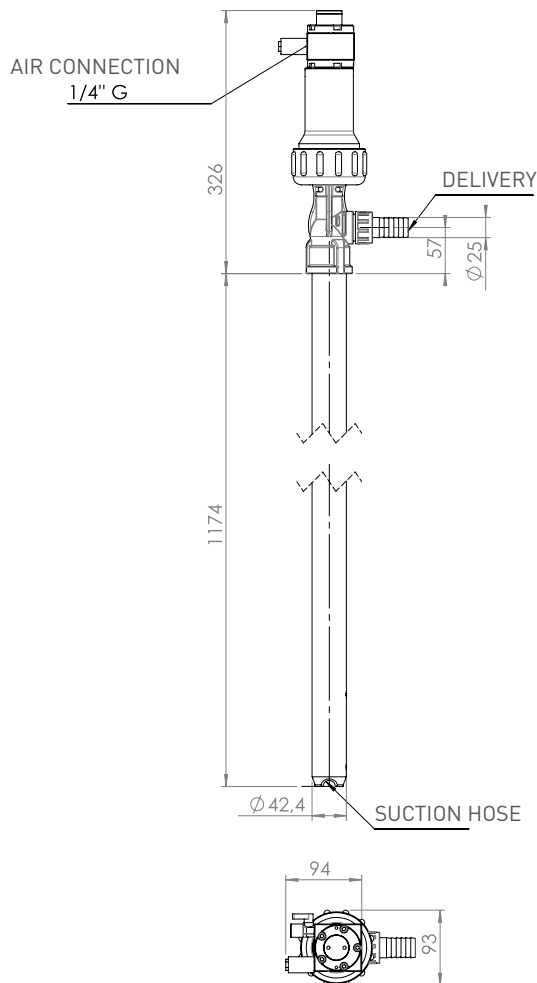
\* Special version available only on request



### Specifications and types

#### TRP - Polypropylene casing

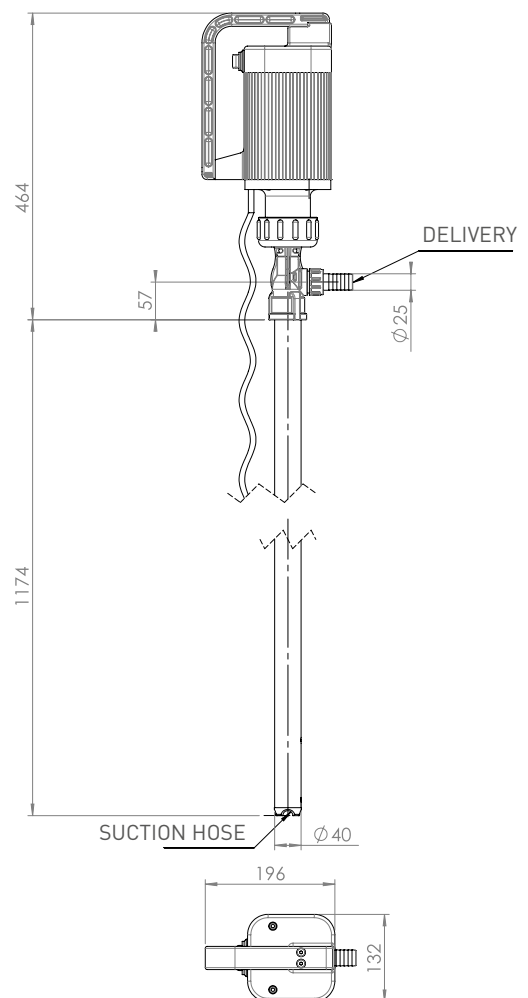
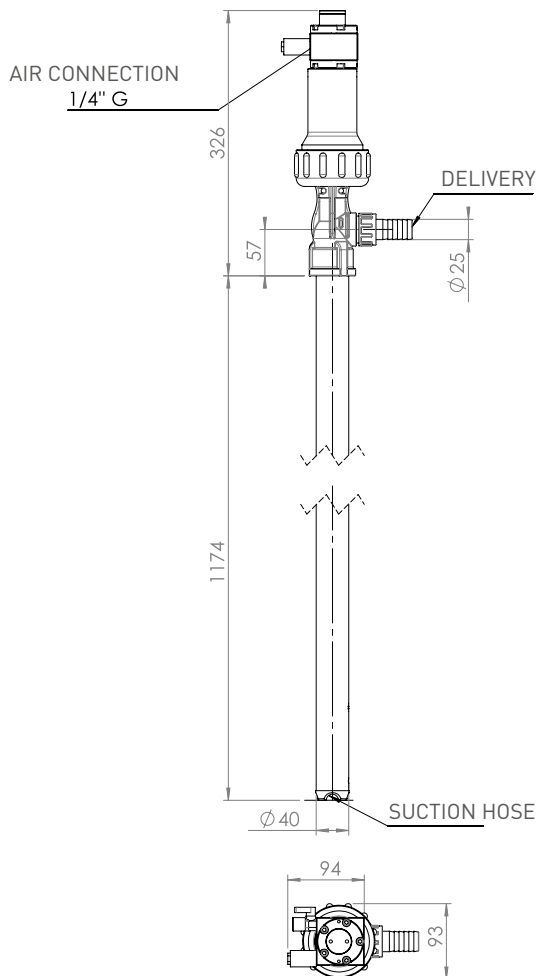
Dip tube	Ø 42 mm
Hose holder	Ø 25 mm
Max Operating temp.	65° C
Total weight in kg	1.4 for length of 900 mm / 1.7 for length of 1200 mm
Material Dip tube	Polypropylene
Material Shaft	HASTELLOY or AISI 316
Material Impeller	ECTFE
Material Suction outlet	Polypropylene
Material Seal gasket in contact with the fluid - MIM	Viton®
Length mm	900 or 1200
Max Operating temp.	from 3°C to 65°C



### Specifications and types

#### TRP - PVDF casing

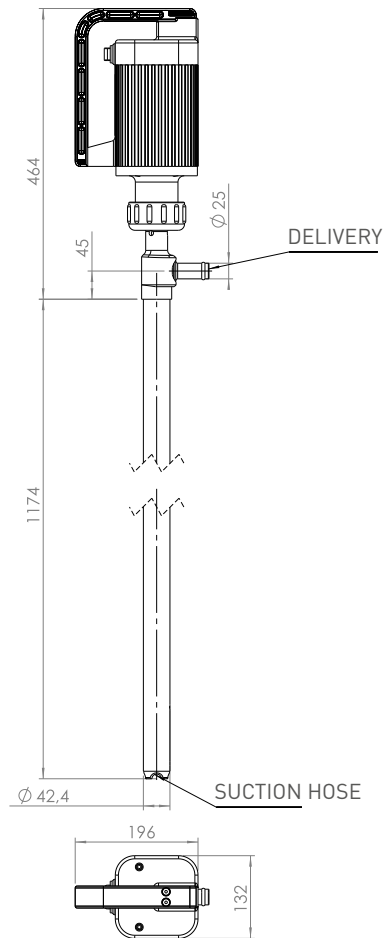
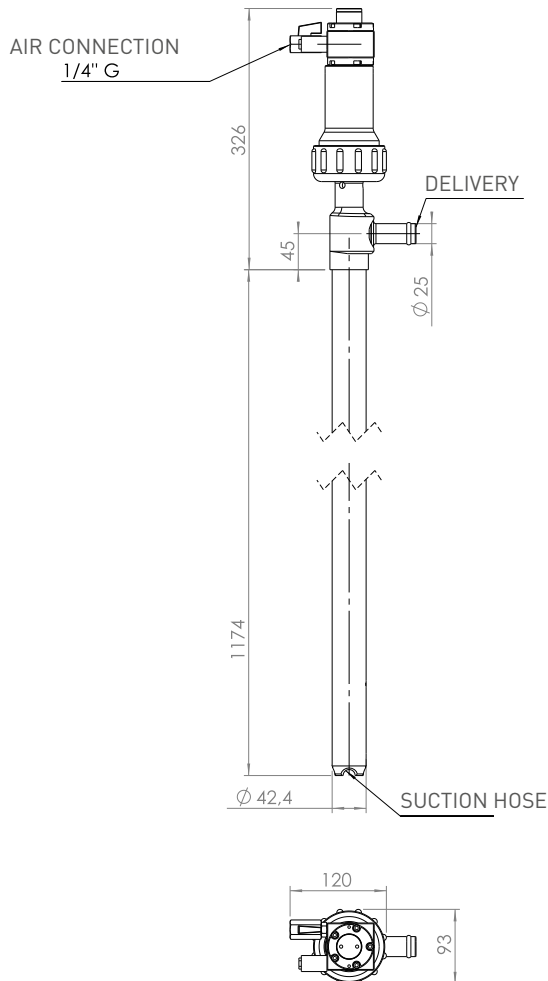
Dip tube	Ø 40 mm
Hose holder	Ø 25 mm
Max Operating temp.	95° C
Total weight in kg	1.6 for length of 900 mm / 1.9 for length of 1200 mm
Material Dip tube	PVDF
Material Shaft	HASTELLOY
Material Impeller	ECTFE
Material Suction outlet	ECTFE
Material Seal gasket in contact with the fluid - MIM	Viton®
Length mm	900 or 1200
Max Operating temp.	from 3°C to 95°C



### Specifications and types

#### TRA - AISI 316 casing

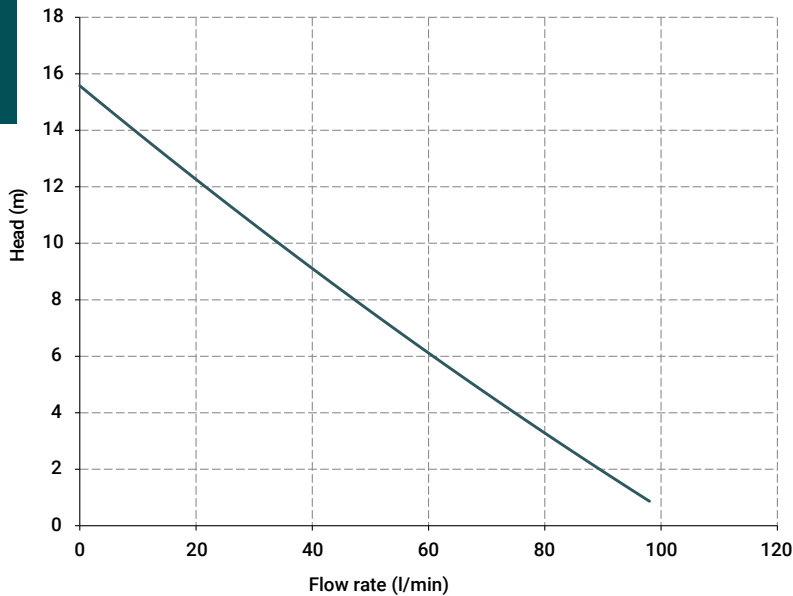
Dip tube	Ø 42.5 mm
Hose holder	Ø 25 mm
Max Operating temp.	95° C
Total weight in kg	4.3 for length of 900 mm / 5.3 for length of 1200 mm
Material Dip tube	AISI 316 steel
Material Shaft	AISI 316 steel
Material Impeller	ECTFE
Material Suction outlet	ECTFE
Material Seal gasket in contact with the fluid - MIM	Viton®
Length mm	900 or 1200
Max Operating temp.	from 3°C to 95°C



### Specifications and types

#### TR-EL SERIES - Electric motor

Drum transfer pumps with 800 Watt electric motor and open impeller that allows the continuous pumping of clean corrosive fluids with apparent viscosity up to 900 cps. The pump is fitted with a safety switch to prevent any accidental restarts after a drop in the power supply.



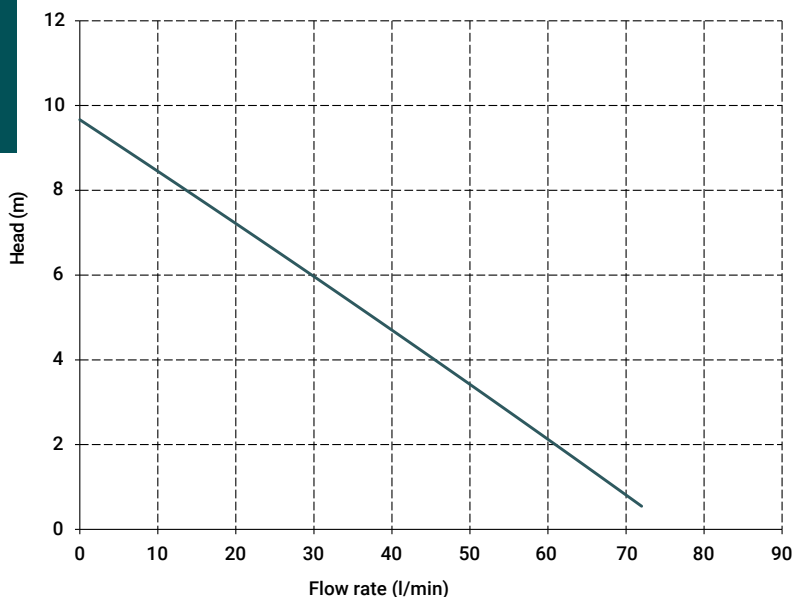
#### Electric motors technical specifications

Power	800 Watt
Voltage	230 V single-phase
RPM	10500
Protection rating	IP54
Class	F
Flow rate	90 l/minute
Viscosity	900 cps
Density	1.6 g/cm <sup>3</sup>
Weight in kg	3.8
ATEX motor	on request

(NB: The electric cable is supplied without socket)  
Contact the sales office for information on the ATEX motor

#### TR-PM SERIES - Pneumatic motor

Drum transfer pumps with pneumatic motor and open impeller that allows the continuous pumping of clean corrosive fluids with apparent viscosity up to 600 cps. The pump allows the flow rate adjustment.

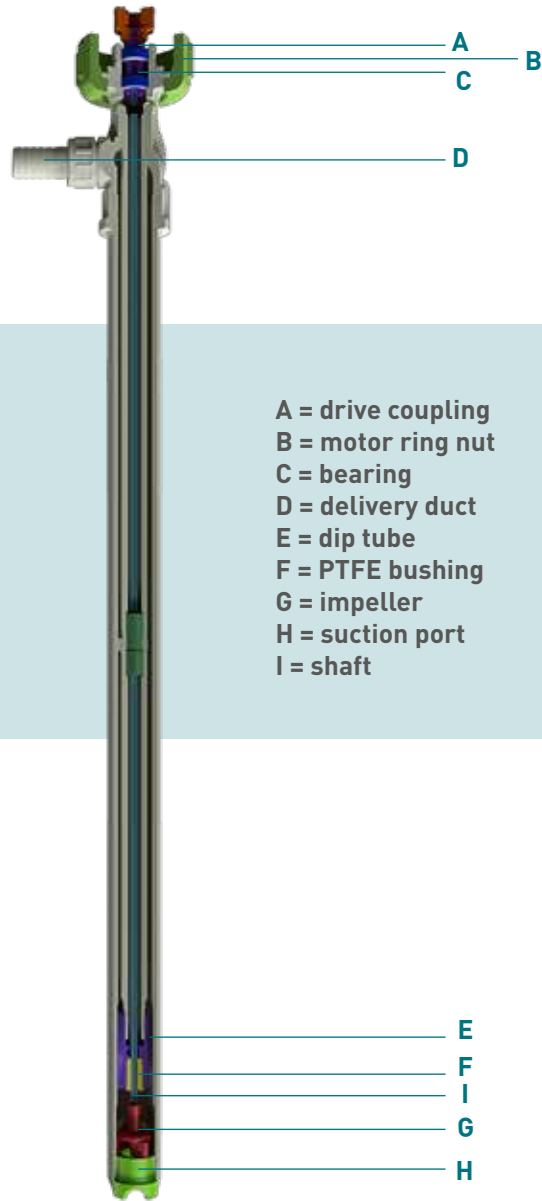


#### Pneumatic motors technical specifications

Pneumatic motor	Standard
Power	0.42 HP (300 Watt)
Flow rate	70 l/minute
Viscosity	600 cps
Density	1.2 g/cm <sup>3</sup>
Weight in kg	1.1
ATEX motor	on request

Contact the sales office for information on the ATEX motor

### Specifications and types



- A = drive coupling
- B = motor ring nut
- C = bearing
- D = delivery duct
- E = dip tube
- F = PTFE bushing
- G = impeller
- H = suction port
- I = shaft

### MAIN APPLICATION SECTORS



AUTOMOTIVE



CHEMICAL INDUSTRY



OIL & GAS



GALVANIC AND ELECTRONIC INDUSTRY

	AUTOMOTIVE	CHEMICAL INDUSTRY	OIL & GAS	GALVANIC AND ELECTRONIC INDUSTRY
<b>TRA</b> - ELECTRIC MOTOR	●	●	●	
<b>TRA</b> - PNEUMATIC MOTOR	●	●	●	
<b>TRF</b> - ELECTRIC MOTOR	●	●	●	●
<b>TRF</b> - PNEUMATIC MOTOR	●	●	●	●
<b>TRP</b> - ELECTRIC MOTOR	●	●	●	●
<b>TRP</b> - PNEUMATIC MOTOR	●	●	●	●